

EGOLF AGREEMENT 006-2016

Subject of Agreement	Mounting test specimens which are smaller than the specimen size given in §5.2 and §5.3 of the standard (where the largest dimension of the specimen is less than 230 mm)
Related test standard	EN ISO 9239-1: 2002
Date of issue	June 2016
Reference original query	TC1 N239rev1 Helpdesk 2003-02
Previous publication number (if applicable)	ER 12:2008 and ER 12:2004
Keywords (max. 20)	mounting, small, specimen, longitudinal, size

Note: additions from the 2004 edition are indicated

Problem

The standard requires test specimens to be of size (1050 x 230) mm [§5.2] or if tiles, assembled with a joint 250 mm from the zero point [§5.3]. It does not state how to mount and test specimens which are smaller [i.e. the largest dimension of the specimen is less than 230 mm] than the test specimen sizes given in §5.2 and §5.3 of the standard.

An alternative mounting regime for these smaller specimens is required and the text of §5 requires modification to include an alternative mounting regime for such products.

Agreement

Flooring products, where the smallest available specimen dimension is less than 230 mm, shall be tested according to EN ISO 9239-1: 2002 by use of the following additional text to clauses 5.2 and 5.3 of the standard.

§5.2 "If the specimen consists of long, but narrow, strips, the specimen shall be mounted in such a way that a longitudinal centre joint is created"

§5.3 "If the specimen consists of long, but narrow, strips, the specimen shall be mounted in such a way that a longitudinal centre joint is created"

Laboratories shall note the typical specimen layouts given in figures 1 to 3:

Products which are of length greater than 1050 mm but of width less than 230 mm shall be mounted for testing, with a joint down the long centreline according to figure 1.




Figure 1

(zero point) 0

Products which are of length less between 1050 mm and 250 mm but of width less than 230 mm shall be mounted for testing, with a joint down the long centreline and a joint at 250 mm from the zero point (plus other joints according to maximum length dimension) according to figure 2.

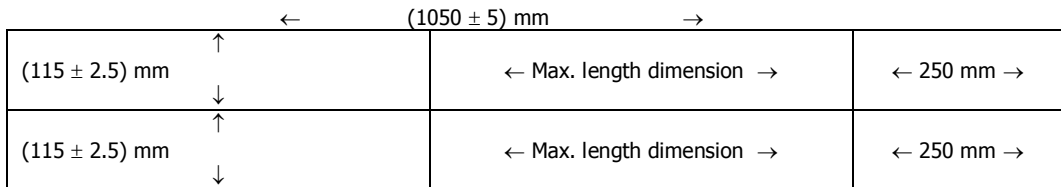


Figure 2

(zero point) 0

Products which are of length and width less than 230 mm shall be mounted for testing, with a joint down the long centreline. With regard to crosswise joints, start to arrange the single parts of the specimen at the 250 mm line, not from the 0-line. That creates in any case a crosswise joint at the 250 mm line and the next joint to the left and to the right will be in a distance of d (d = length of the tested product) from the 250 mm line" [see Figure 3].

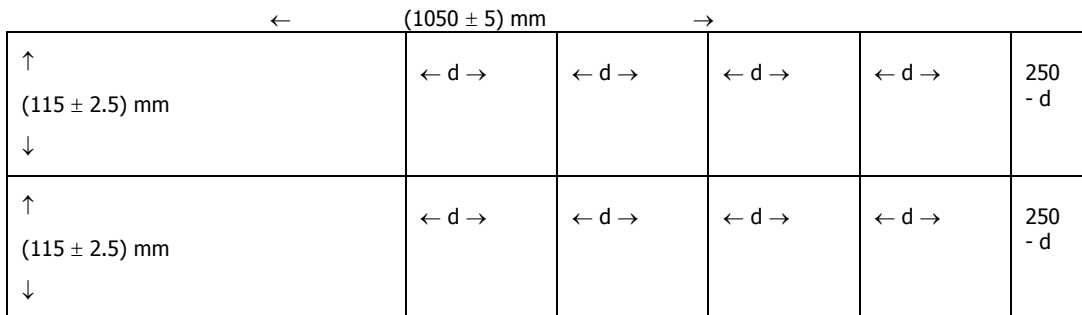


Figure 3

250 mm line

(zero point) 0

~~Products~~ Specimens of size smaller than required for the above testing regime shall not be tested according to EN ISO 9239-1: 2002.